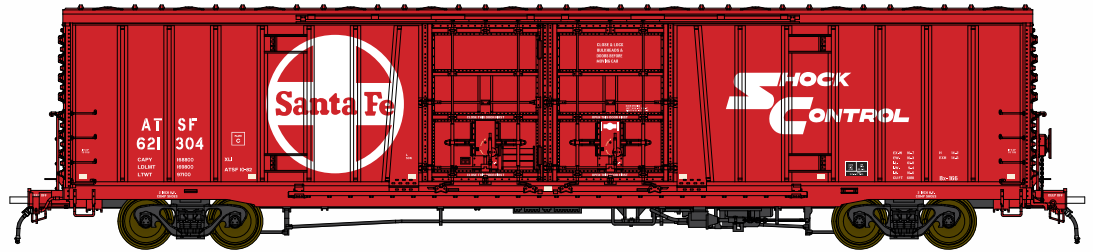


# BACK TO THE START / 1974

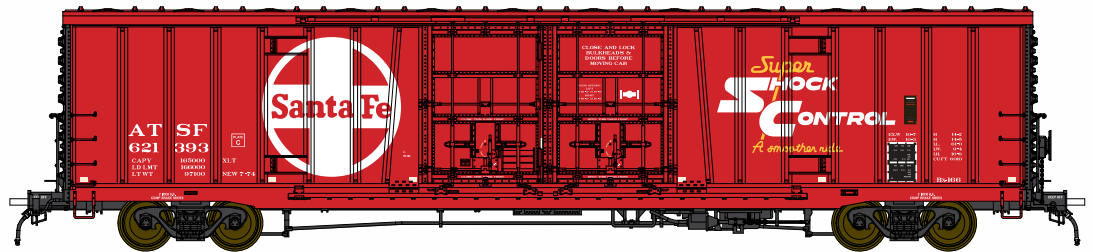
## AS DELIVERED

### defined as:

Exactly as delivered from the factory upon completion. Physical and paint details are matched appropriately for the 'as delivered' prototype.



ATSF 'Shock Control'



ATSF 'Super Shock Control'

## ATSF Bx-166 60' Double-Door Box Car

• 24 Unique Road Numbers •

Ask, and you shall receive.

That's been our mantra since day one at BLMA Models, and with the first run of our HO & N Scale, 60' Bx-166 Double-Door Box Cars announced, we're pleased to announce the second run in two, 'as delivered' schemes. Santa Fe fans modeling the mid-seventies take note! This car is a must for your railroad!




### • KEY FEATURES •


- Ready-To-Run
- Precision Metal Wheels
- Fine-Scale Detail
- Kadee #156 Couplers (HO)
- Crisp Printing
- Knuckle Couplers (N)

**N Scale** #18025 - 18036 ATSF 'Shock Control'  
\$27.95ea #18037 - 18048 ATSF 'Super Shock Control'

**HO Scale** #53025 - 53036 ATSF 'Shock Control'  
\$39.95ea #53037 - 53048 ATSF 'Super Shock Control'



HO Scale Pre-Production 3D Model Pictured.  
Coupler Rendering For Visualization Only.



HO Scale Pre-Production 3D Model Pictured.  
Final Production May Vary.

ORDERS DUE: May 15, 2014 DELIVERY: Late 2014



**BLMAmodels.com**



562.712.7085  
sales@BLMAmodels.com